

MADE FOR NEW ZEALAND.

FARM AND LIFESTYLE CATALOGUE.



GENERATORS



PUMPS



LAWN CARE



SXS AND ATV



FARM BIKES



MX BIKES

50 YEARS OF HONDA IN NEW ZEALAND.



Honda is proud to celebrate 50 Years of supporting kiwi farmers, trail riders, motocrossers and road riders to accomplish their dreams and chase their passions. A lot has changed in that time, but Honda still deliver reliable, dependable bikes that New Zealanders can trust to get the job done, get the holeshot or just get the adrenaline pumping.

Honda products are a fixture on kiwi race tracks and roads. Proven to stand the test of time in our challenging farming conditions across the country.

When you purchase a Honda it comes with the backing of a comprehensive New Zealand wide support network. There's a local Honda dealer ready to assist with your servicing, sales and parts requirements. Honda dealers understand your needs and actively support local groups, trail ride clubs and community events.

Honda are proud to have supported key farming organisations and events, such as NZ Young Farmers and the Dairy Industry Awards. Honda also and run Kids Camps and Track Days.

50 YEARS OF HONDA QUALITY

With over 60 manufacturing facilities across the globe, Honda produces motorcycle, automotive, power equipment and marine engines. More engines than any other brand. Honda's 4-stroke engines offer great reliability, power and fuel-efficiency. People put their trust behind Honda to consistently power their products, whether on land, sea or air.



CONTENTS

04-07 Pioneer

08-12 ATV

13-14 Farm Bikes

15-17 MX & Kids Bikes

18 Road

19 Marine

20-29 Trimmers & Mowers

30-33 Generators & Pumps

50 YEARS OF SERVICE

With over 50 dealers across New Zealand, ranging from the Far North to the Deep South we've got you covered. Our dealer teams combine for decades of experience selling and servicing Honda's. You can rest assured that you're in good hands. Trust your local Honda dealer to deliver on service, quality gear and support in the local community.

50 YEARS IN OUR CONDITIONS

No matter the shape, size or terrain of your farm, Honda's range of farm bikes, ATVs and Side by Sides are designed to last in the toughest kiwi conditions. We have the range so you can find the ideal bike for your team on farm. Honda's also been supporting the farming community and key farming organisations for 50 years.



50 YEARS ON THE ROAD

Whether you ride the Coromandel loop, across the Southern Alps or just commute into town, Honda road bikes have been helping you do it for years. With a wide range of bikes from scooters and commuters to full blown super-sport machines like the CBR1000RR-R Fireblade and adventure specials like the Africa Twin, there's a Honda bike to fit your riding needs and style. Want to test out your skill and bike in a controlled environment? Try one of our Honda Track Days.

50 YEARS OFF-ROAD

The CRF range of off-road bikes is legendary on the track, trail and out in the back-country. Championship winning CRF450Rs and CRF250Rs still dominate on the track while the RX and X ranges offer success in enduro endeavours. Honda's proud to be involved with local clubs around the country as well as sponsoring many off-road events. Little ones just getting into riding? Try a Honda Kids Camp, great fun for the whole family.





BY YOUR SIDE ON FARM.



PROVEN ON NZ FARMS.

Farming has never been easier with Honda's selection of multi-purpose utility vehicles. Proven on NZ farms and providing customers with flexibility they've never experienced before, the Honda range has a side by side for everyone, from the compact Pioneer 520 to the class leading Pioneer 1000. Take a leap forward with a Honda Pioneer today.

PIONEER 520

The Pioneer 520 is a robust and reliable compact side by side packed with features to help make life on the farm easier and safer.

The Pioneer 520's, powerful 518cc engine with fuel injection provides easy starting and great high-altitude performance. The engine is specially tuned for low-rpm torque providing smooth delivery.

You also get features like our Honda automatic transmission, which uses steel gears and has auto and manual modes. This setup provides excellent engine braking for steep descents. Selectable Traxlok® four-wheel drive provides traction and the longitudinally mounted engine provides direct drive to put more grunt to the ground.

Carry two people in comfort and the strut-assist tilt utility bed makes carrying and dumping cargo a breeze. At 1270mm wide the narrow width lets you and a passenger go where other side-by-sides can't, on width-restricted trails and farm tracks.

- Narrow width 1270mm.
- 2 person capacity.
- 2WD / 4WD modes.
- 204kg bed capacity.
- 453kg towing capacity.



FIND OUT MORE



\$19,995 EXC
GST

PIONEER 700 2P

The smooth and powerful 675cc liquid-cooled, fuel injected engine starts every time and runs flawlessly at higher altitudes. The transmission, with its heavy-duty torque converter, is the only completely mechanical, automotive-style transmission in the class. The Pioneer 700 has an auto mode and also has a manual mode which allows you the full control of a manual transmission.

There's plenty of carrying capacity with comfortable seating for two and a flat bottom tilt tray which offers up a 454kg bed capacity. The latest generation of the Pioneer 700 has improvements in the cab including added storage (almost twice the storage of the previous model); a new tilt steering wheel for easy access and larger cup holder's improve comfort.

Fully independent front and rear suspension gives you a smooth ride and excellent traction over rough terrain. A rugged Occupant Protective Structure, standard doors and side nets help enhance your safety.

- 454kg tray capacity.
- 2 person seating capacity.
- Automatic transmission with manual mode.
- 680kg towing capacity.
- 2WD / 4WD / Diff-lock.



FIND OUT MORE



\$23,995 EXC GST

PIONEER 700 4P

Full of Honda technology and features like a liquid-cooled 675cc class engine, double wishbone front-suspension and durable automotive-style automatic transmission that can be switched to full manual mode. With the flexibility of 2, 3 or 4 person seating capacity, but with the manoeuvrability of a short wheel base, the Pioneer 700-4 is the ultimate do-it-all vehicle.

Our latest updates offer big improvements in the cab including added storage (almost twice the storage of the previous model); a new tilt steering wheel for easy access and larger cup holder's. The updated dash switch panel and an LCD screen that's twice the size of the previous model makes viewing important info easy.

- 675cc engine.
- Up to 4 person capacity.
- Automatic transmission with manual mode.
- Fold down rear seats.
- 2WD / 4WD / Diff-lock.



FIND OUT MORE



\$26,495 EXC GST

PIONEER 1000 3P

The latest generation Pioneer 1000 is the ultimate farm side by side. This updated model adds extra power from the 999cc twin engine, especially in the mid and top range, combined with lower gear ratios to deliver improved acceleration, versatility and performance. The towing capacity has increased to 1,134kg and there's added ground clearance and larger tyres.

The Pioneer 1000 boasts an industry first 6-speed Dual Clutch Transmission. Choose between manual mode or fully automatic as well as a Sports Mode option. Honda's transmission and driveline has solid gears and steel driveshafts, eliminating the need for drive belts, this aids durability and provides responsive direct drive. Steering column-mounted paddle shifters make it easy to shift gears in manual mode without having to take your hand off the wheel.

- 3 person seating.
- 454kg tray capacity.
- Independent suspension.
- Hi / Low range.
- 2WD, 4WD, Turf and Diff-lock modes.

FIND OUT MORE



PIONEER 1000 5P

Our Pioneer 1000-5 models include Honda QuickFlip® seating in the bed, letting you instantly switch from a fold-flat bed configuration to comfortable passenger seating.

With the rear seats down you still have the large rear tray capacity with 454kg hauling, but when you need to transport visitors and the family around the farm you have the flexibility of 3, 4 or 5 seats depending on what your situation requires.

Fully-independent front and rear suspension with some of the longest travel of any multi-purpose side-by-side provides a plush ride for your passengers. The short wheel base also has minimum overhang so provides excellent off-road clearance for a 5 seat vehicle.

- Up to 5 person seating.
- Hi / Low range.
- 2WD, 4WD, Turf and Diff-lock modes.
- Fold down QuickFlip® rear seats.

FIND OUT MORE



VIEW THE RANGE

HONDAMOTORBIKES.CO.NZ

Want to find out more about the range? Go to hondamotorbikes.co.nz



PIONEER 1000 6P

Welcome to the side-by-side everybody's been waiting for: the Honda Pioneer 1000-6 Deluxe Crew. It's the side-by-side built for the biggest jobs, because it lets you carry the biggest payloads – six passengers along with a full-size tilt bed, over 1130 kilos of towing capacity, tons of under seat storage, and much more.

This side-by-side has a full-sized crew-cab-style back seat with massive leg and foot room for rear passengers. The centre seat in the rear is positioned forward to avoid bumping shoulders with other passengers. Tilt steering wheel makes it super easy to get in and out, even while wearing heavy work gear.

And with self leveling rear suspension the 6P will pump itself up once it is loaded. So go ahead – bring the whole crew, and all their gear. It's easy with a Honda Pioneer 1000-6 Deluxe Crew.

- Dual clutch transmission.
- i-4WD system offering 2WD, 4WD and Diff-lock.
- Hi / Low range.
- Self leveling suspension.
- Up to 6 person capacity.
- 454kg tray capacity.

FIND OUT MORE



\$36,495 EXC
GST

NOBODY KNOWS YOUR HONDA LIKE WE DO.

When it comes to motorbike accessories, we know that there's plenty of options out there. But there's only one set of Genuine Honda accessories. Designed to deliver a seamless experience without the need to compromise on quality or fit. All delivered by the Honda experts at your local Honda motorbike dealer.

FIND OUT MORE





THE ATV YOU CAN COUNT ON.



Honda ATVs are built tough and built for purpose. Capable of handling even the most rugged terrain they're just the ticket on the big jobs. No Kiwi farm is complete without a Honda ATV in its fleet.

RANCHER TRX420TM1 2WD - MANUAL - SOLID AXLE

This affordable 2WD farm workhorse is a tough, no-frills machine guaranteed to pull its weight and then some. Equipped with the latest version of Honda's Programmed Fuel Injection (PGM-FI) system the 420TM1 provides impressive power delivery and throttle response, as well as great fuel economy. 170mm of travel in both the front and rear suspension systems ensures a plush and controlled ride and a 5-speed manual transmission gives you excellent control and the ability to drive exceptionally slow in first gear and reverse.

- 1.9L utility box with weatherproof cover on the front deck provides handy storage and is easily accessible, even from riding position.
- Front and rear cargo racks provide loading options.
- Enclosed-axle swingarm provides incredible durability.
- Kerb weight only 264kg.



FIND OUT MORE



\$13,795 EXC GST

RANCHER TRX420FM1 4WD - MANUAL - SOLID AXLE

This 4WD manual makes easy work of hilly terrain and has two drive modes - 2WD and TraxLok 4WD. The stiffness of the double-cradle steel frame allows for precise handling and a smooth ride, 170mm of travel in both the front and rear suspension systems ensures a plush and controlled ride. Protective guards extending the full length of the lower suspension arms provide full coverage of the driveshaft and outboard CV joints.

- 1.9L utility box with weatherproof cover on the front deck provides handy storage and is easily accessible, even from riding position.
- Front and rear cargo racks provide more loading options. Rack capacity is Front: 30kg. Rear: 60kg.
- Enclosed-axle swingarm provides incredible durability.
- Fuel pump derived from Honda automobile technology mounts in the fuel tank for better heat isolation and offers increased filter life.
- Programmed Fuel Injection (PGM-FI) system provides impressive power delivery and throttle response as well as increased fuel economy for greater range.
- Handy 385kg towing capacity.

FIND OUT MORE



\$14,595 EXC GST

RANCHER TRX420FM2 MANUAL - POWER STEER - SOLID AXLE

The 420FM2 has all the great features of the FM1 model with the addition of power steering. The Electronic Power Steering (EPS) system uses the latest technology, incorporating Electronic Computer Unit (ECU) mapping for improved linearity in steering response, reduced low-speed steering effort for enhanced manoeuvrability and increased kickback resistance for better all-around steering action.

- 1.9L utility box with weatherproof cover on the front deck provides handy storage and is easily accessible, even from riding position.
- Front and rear cargo racks provide more loading options. Rack capacity is Front: 30kg Rear: 60kg.
- Programmed Fuel Injection (PGM-FI) system provides impressive power delivery and throttle response as well as increased fuel economy for greater range.
- Aggressively styled bodywork provides excellent mud and water protection.
- Enclosed axle swing arm provides incredible durability.
- Handy 385kg towing capacity.

FIND OUT MORE



RANCHER TRX420FA2 AUTO - POWER STEER - SOLID AXLE

For those looking for a reliable and economical 420cc auto. The automatic dual-clutch transmission (DCT) on the 420FA2 provides the compact size and strength of a manual transmission with the convenience of an automatic transmission. Over-ride capability allows manual shifting even when in automatic mode, 2WD and TraxLok 4WD puts two drive modes on offer. The 420cc engine is quiet, smooth and economical.

- 1.9L utility box with weatherproof cover on the front deck provides handy storage and is easily accessible, even from riding position.
- Front and rear cargo racks provide more loading options. Rack capacity is Front: 30kg. Rear: 60kg.
- Longitudinally mounted engine allows direct driveshaft alignment to both the front and rear wheels, for maximum drive-train efficiency.
- The Electronic Power Steering (EPS) system uses the latest technology, incorporating ECU mapping for improved linearity in steering response, reduced low-speed steering effort for enhanced maneuverability and increased kickback resistance.
- 385kg towing capacity.

FIND OUT MORE



FOREMAN TRX520FM1 4WD - MANUAL - SOLID AXLE

Equipped with a 518cc engine and a solid axle design unique to Honda, the TRX520FM1 is strong, powerful and made for farming. The engine and mapping are designed to provide power and torque where it's used most - in the low end and mid-range, while Honda TraxLok allows you to move between 2WD and 4WD driving with just the flick of a switch. The swingarm-style rear suspension is durable and easy to maintain, and towing is made more comfortable by the tow hitch being located on the swingarm.

- Low engine height helps centralise mass for optimum handling and a narrow width that allows for a comfortable rider compartment.
- Large carry rack capacity is Front: 40kg Rear: 80kg.
- Protective guards extend the full length of the lower suspension arms for full coverage of the drive shaft and outboard CV joint.
- 1.9L utility box with weatherproof cover on the front deck provides a second storage compartment.
- Assist light operates independently of the headlights for additional illumination when needed and can be switched off to prevent any reflection bouncing back off cargo mounted to front carrier.
- 385kg towing capacity.
- Manual transmission.
- 2WD / 4WD / Diff-lock.

FIND OUT MORE



FOREMAN TRX520FM2 MANUAL - POWER STEER - SOLID AXLE

The 520FM2 has all the great features of the FM1 model with the addition of power steering. The Electronic Power Steering (EPS) system uses the latest technology, incorporating Electronic Computer Unit (ECU) mapping for improved linearity in steering response, reduced low-speed steering effort for enhanced manoeuvrability and increased kickback resistance for better all-around steering action.

- Low engine height helps centralise mass for optimum handling and a narrow width that allows for a comfortable rider compartment.
- Large carry rack capacity is Front: 40kg Rear: 80kg.
- Protective guards extend the full length of the lower suspension arms for full coverage of the drive shaft and outboard CV joint.
- 1.9L utility box with weatherproof cover on the front deck provides a second storage compartment.
- Assist light operates independently of the headlights for additional illumination when needed and can be switched off to prevent any reflection bouncing back off cargo mounted to front carrier.
- 385kg towing capacity.
- Manual transmission.
- 2WD / 4WD / Diff-lock.

FIND OUT MORE



FOREMAN TRX520FM6 MANUAL - POWER STEER INDEPENDENT REAR SUSPENSION

When you need a durable manual machine that can handle the toughest of terrain, but you also need a large towing capacity, the TRX520FM6 is what you're after. With a 518cc engine displacement, the TRX520FM6 has the power and torque you need. A handlebar-mounted switch makes it easy to select between two-wheel drive, four-wheel drive and four-wheel drive with the front differential locked.

- 5 speed manual transmission.
- Plush, Independent Rear Suspension (IRS) offers a smooth ride, outstanding traction.
- Guards extend the full length of the lower suspension arms for full coverage of the driveshaft and outboard CV joints.
- Front and rear rack capacity is Front: 45kg Rear: 85kg.
- Massive 600kg towing capacity.
- 2WD / 4WD / Diff-lock.

FIND OUT MORE



\$19,245 EXC
GST

FOREMAN TRX520FA6 AUTO - POWER STEER INDEPENDENT REAR SUSPENSION

The 518cc TRX520FA6 offers all of the convenience and none of the hassle. The automatic dual-clutch transmission (DCT) features both automatic and manual electric shift options, a high-low range sub transmission, and a reverse switch to simplify the transition into and out of reverse. The new generation RPM sensing system offers smoother and more seamless shifting between gears. There's also an override capability to allow manual shifting even when in automatic mode making it possible to downshift on corner entry or upshift on descents.

- Independent Rear Suspension (IRS) offers a smooth ride and outstanding traction.
- Reverse-gear actuation mechanism for DCT makes shifting to reverse a one-lever fully electronic operation that is quicker, simpler and easier - particularly helpful when constant shifting between forward and reverse is required.
- Shift map monitors engine rpm in real time during shifting to deliver smoother transitions from gear to gear.
- Front and rear rack capacity is Front: 45kg Rear: 85kg.
- Massive 600kg towing capacity.
- 2WD / 4WD / Diff-lock.

FIND OUT MORE



\$19,645 EXC
GST

RUBICON TRX700FA5 4WD - AUTO- INDEPENDENT REAR SUSPENSION

The latest member of the Honda family takes all the great features you love about these dependable, easy riding ATVs and pumps up the power in a big way. New, bigger 26-inch tires with a more aggressive tread pattern, mounted on new cast-aluminum wheels. New instruments with a bigger screen that's easier to read. More integrated storage. New racks front and rear that can carry heavier loads (50 percent more for the front and 42 percent more for the rear). A bigger, tougher front bumper and sharp new styling. The largest-displacement ATV in our lineup—with the same engine as in our hard-working Pioneer 700 side-by-side—and it offers our smooth-shifting fully automatic transmission, selectable TraxLok® four-wheel-drive system and fully independent rear suspension.

- Dual front disc brakes feature calipers with a patented built-in scraper for improved braking performance in all conditions.
- 40mm fuel injection system ensures consistent performance at high altitude and improved cold weather starting.
- Large 16.6 litre tank provides great fuel range.
- Manual shift mode enhances rider control.
- New splash proof bodywork.

FIND OUT MORE



RECON TRX250TM1 2WD - MANUAL - SOLID AXLE

The smallest in the ATV range, this 2WD manual is lightweight, easy to handle and has great fuel economy - perfect for getting around your lifestyle property or small farm. A 5-speed manual gearbox with automatic clutch is easy to operate, the 229cc engine is reliable and offers smooth power, while plush front and rear suspension ensures comfortable all-day riding.

- Maintenance-free shaft drive routes power directly from the longitudinally mounted engine.
- Ergonomically designed seating and control layouts provide a comfortable riding position for people of all builds.
- Large cargo racks front and rear allow payloads of 15kg and 30kg respectively.
- Splash proof bodywork keeps the rider dry.

FIND OUT MORE



VIEW THE RANGE

HONDAMOTORBIKES.CO.NZ

Want to find out more about the range? Go to hondamotorbikes.co.nz



A BIKE FOR EVERY FARM.

Honda's range of farm bikes provides the perfect ride to tackle New Zealand's tough farming conditions. We have bikes for riding back to the station, roaming around the lifestyle block, conquering hills and following the cattle.



XRM125

The XRM125 is a versatile bike for around the farm that provides easy access for all farm workers to mount and dismount with its low seat height and step-through design. The Programmed Fuel Injection (PGM-FI) system means that the engine starts easily and performs well at altitude and in cold weather.

Strong braking from a front disc and rear drum, combine with a four speed rotary gearbox and centrifugal clutch system for a smooth ride. With off-road tyres to get the power to the ground and additional handle bar protection, the XRM125 is ready to deliver on farm.

- Excellent mud protection.
- 125cc 4-stroke engine.
- Clutchless rotary transmission.
- Low seat height, step through design.

FIND OUT MORE



\$4,195 EXC
GST

CT125

The CT125 boasts a 125cc, 4-stroke engine, electric start, ABS, LED lighting and a digital display. The farm kit adds off road tyres, farm gearing (chain & sprocket kit), front carry rack and handlebar protection.

This is a step-through farm bike that can handle the tough stuff, while offering the safer design, good carrying capacity and easy mounting and dismounting, especially for shorter farm workers.

- 125cc 4-stroke engine.
- High mount muffler.
- Heavy duty carry rack.
- LED lights.
- Road registerable.

FIND OUT MORE



\$6,495 EXC
GST

XR150

The XR150 is reliable, with low maintenance and also has a comfortable seat, modern dash, great styling and a powerful headlight. If you are looking for a durable, lightweight and nimble 2-wheel farm bike, look no further.

- Electric start for easy starting in all conditions.
- Equipped with handlebar protectors to protect levers.
- Long travel front and rear suspension provide a comfortable ride.
- Front disc brake for powerful braking.
- 5 speed manual transmission.
- 12 litre fuel tank.

FIND OUT MORE



\$4,495 EXC
GST

XR190

The fuel-injected XR190 is one rugged two-wheel farm bike. Whatever the conditions, this unbeatable machine starts first time, every time and the super reliable 184cc engine provides smooth, strong power. Equipped with a generous carry rack capacity, dual side stands, lever guards and extra mud protection.

- Fuel-injected for smooth running and economy.
- 5 speed manual transmission.
- Dual side stands.
- Electric start for easy starting in all conditions.
- Heavy duty carry racks.
- Large headlight.

FIND OUT MORE



\$5,795 EXC
GST

CRF250F

The CRF250F is the bike that can do it all - work hard on the farm, play hard on the trail. Designed with a wide power band, the 250cc engine provides a super smooth and responsive bottom end with plenty of power at the top end. The fuel-injected design makes starting easier, even in cold weather or high altitudes, front and rear disc brakes provide superior stopping power.

- Responsive 250cc air cooled 4-stroke engine with 4 valve cylinder head offers plenty of user-friendly power and torque.
- Twin-spar chassis provides excellent handling.
- 41mm forks provide maximum front end confidence.
- Electric start.
- Front headlight.

FIND OUT MORE



\$8,474 EXC
GST

OWN THE TRACK.

Motorcycle racing is one of the most demanding sports in the world, and when the gate drops you better be totally dialed in — your fitness, your skills and your equipment. That's why the best riders in the world roll up to the start line on a Honda.



CRF250R

MX2 competition is red hot. And you'll find the new CRF250R at the centre of the fight. For 2025 it launches with the exact same chassis upgrades – and all its MXGP championship-winning pedigree – as the CRF450R, for high-speed cornering stability and control. The engine delivers even more mid-range drive, and now has the benefit of Honda Selectable Torque Control (HSTC) for maximum, race winning rear wheel traction. New plastics define pure racing aggression. If you're ready to step up the CRF250R is where you start your winning move.



FIND OUT MORE



\$15,695 INC GST

CRF450R

For 2025 we've taken the CRF450R's incredibly fast championship winning formula, its lightweight agility and turning ability and added even more to the mix. The chassis and suspension are totally redesigned, for laser guided cornering stability over rough terrain. The engine builds extra punch onto its monster low-rpm performance, with precise throttle control. Want to ride an advantage? You're looking at it.



FIND OUT MORE



\$16,495 INC GST

CRF250RX

Of all the off-road bikes we make, there's something very, very special about the CRF250RX. And it's even better for 2025. Combining the explosive power, light weight and no-compromise performance of a 250 motocrosser, it's fine-tuned by our engineers (and racers) for stellar performance in off-road events. We start with our CRF250R (including all the upgrades for this year) and dial the RX in with an 18-inch rear wheel, special ECU settings, hand guards, a convenient side stand, a larger fuel tank and much more that make it a fantastic choice no matter where you ride.

FIND OUT MORE



\$15,795 INC GST

CRF450RX

You get the power, agility and precise handling of a factory motocrosser with the ruggedness and specialised suspension you need to conquer wide open riding. For 2025 the RX gets all the changes we've given our CRF450R (new tank shrouds, new frame, new shock linkage, new front brake) and combines that with a close-ratio five-speed transmission, 18-inch rear wheel, Honda Selectable Torque Control and more. All in all, it's as unbeatable off-road as our CRF450R is on a Supercross or Motocross track. And that's saying something.

FIND OUT MORE



\$16,595 INC GST

CRF450X

Don't let the CRF450R-style graphics trick you—the 2025 CRF450X is a whole other animal, crafted for the wilds of off-road racing. Sure, it borrows the Unicam® engine from the CRF-R lineup, but this beast packs a six-speed wide-ratio transmission and steering tuned for the trail. It's kitted out with an 18-inch rear wheel, a side-stand, hand guards, tailored ECU settings, a beefier fuel tank and a skid plate that keeps it the king of the dirt. This isn't just any dirt bike, it's a dirt-busting marvel.

FIND OUT MORE



\$16,795 INC GST

CRF50F

The CRF50F is the perfect first bike for young riders. Easy to start, easy to use and always fun. When a youngster gets that unstoppable urge to ride there's no better starting point than a bright red Honda CRF off-roader. Let the adventure begin.

- Reliable and low maintenance - 49cc SOHC four stroke engine.
- Twist and go automatic clutch.
- Low seat height 548mm.
- Lightweight 50kg

FIND OUT MORE



CRF110F

For riders who aren't quite ready for a full manual transmission, the CRF110F carries a four-speed, clutchless transmission for easy take-offs and shifting that quickly becomes comfortable for every rider. The CRF110F features a Keihin electronic fuel-injection system for linear power delivery and precise throttle response.

- 109cc four-stroke engine.
- Fuel injected.
- Clutchless transmission.
- Low seat height 658mm.
- Electric start.

FIND OUT MORE



CRF125F/FB

Available in big wheel and small wheel configuration to suit a wide range of riders. For those ready for their first fully manual bike the CRF125 will take your young rider to the next level.

A proven 124.9cc SOHC engine and four-speed gearbox for strong power and intuitive shifting feel.

- Smooth four-stroke engine.
- Front disc brake.
- CRF styling.
- Low seat height - F 738mm, FB 785mm.
- Electric start.

FIND OUT MORE



CRF300L

Lightweight chassis, slim bodywork and smooth 286cc single cylinder. The qualities that make it so good off-road – slim proportions, peppy throttle response, agile steering and supple suspension – also make it brilliant around town.

The CRF300L invigorates any weekday commute with an enjoyable, satisfying all-round performance, whilst being a motorcycle that is born to explore over the weekend.

FIND OUT MORE



\$10,795 INC GST

CMX500 REBEL S

The Rebel comes loaded with attitude from fender to fender. Blacked-out and stripped down, a rising fuel tank delivers its signature aggressive stance and a fat tyre provides a powerful presence.

The 471cc parallel twin engine delivers ample power. LAMS approved and ready to get you riding in style the CMX500 Rebel is the perfect first bike or ideal for cost effective cruising and commuting, around town or on the open road.

The CMX500 Rebel S offers the addition of a set of factory-fitted accessories including; a headlight cowl, all-black fork covers and gaiters, plus a diamond-stitch style seat.

FIND OUT MORE



\$12,895 INC GST

CBR500R

What HRC learns racing at the top feeds straight back. And the CBR500R is where it starts. Fireblade style, with aerodynamic fairing winglets. A strong twin-cylinder engine with ECU settings optimised for acceleration and chassis primed with Showa USD forks and twin radial-mount calipers. Add a new TFT screen – plus HSTC grip management – and you're riding something with racing DNA inside. Huge fun in the city, twisting back road or racetrack.

FIND OUT MORE



\$12,495 INC GST

CELEBRATING 60 YEARS OF HONDA MARINE.

HONDA
MARINE

The best behind you

Since 1964 Honda has consistently focused on making four-stroke outboard motors that are superior in environmental performance, quality, and durability.



[HONDAMARINE.CO.NZ](https://www.hondamarine.co.nz)

MORE 4-STROKE EXPERIENCE THAN ANYONE ELSE ON THE WATER

Honda has always been dedicated to developing human-and-environmentally friendly engines of the highest quality. It's why the company has been focused on four-stroke technology for over six decades.

AN INDUSTRY LEADING 7-YEAR* DOMESTIC WARRANTY

Honda builds and assembles all its engines to perform day in, day out – an approach that has earned the brand an unrivaled reputation for quality and dependability. To prove it, we offer an industry leading 7-Year* Domestic Warranty. This gives the added confidence of knowing that coverage is the same on the last day as it is on the first.

A DEDICATED NATIONWIDE DEALER NETWORK

All of our dealers share the same level of commitment to the Honda brand as they do their relationships with customers. When it comes to sales, service and parts, you can always rely on a Honda Marine specialist for knowledge and advice.

FIND OUT MORE



* Warranty terms and conditions apply.

A man wearing a blue cap, sunglasses, and a plaid shirt is mowing a lawn with a Honda lawnmower. The background is filled with lush green trees and foliage. The sky is blue with some clouds.

HONDA
OUTDOORS

YOUR GARDEN DESERVES IT.

A comprehensive range of lawn care products, generators and pumps. Our products have proven their operating performance in some of the toughest and most challenging conditions on earth.

[HONDAOUTDOORS.CO.NZ](https://www.hondaoutdoors.co.nz)

HONDA ADVANCED 4-STROKE TECHNOLOGY

In 1953, Honda released a general-purpose engine developed for agricultural equipment. Since then, Honda has powered a staggering total of more than 100 million power products. Honda engines have long been recognised by the contractor, construction, farming and rental industries as the leader in providing reliable, quiet and fuel-efficient power.

It all starts with the legendary Honda 4-stroke engine. The heart of our hard working power equipment, Honda engines deliver durable performance, easy starting and provide ample power under the toughest kiwi conditions.

When looking for quality equipment for the worksite or on the farm, Honda's industrial pumps, generators and engines are developed with the features, quality and reliability to get the job done.

Honda also delivers reliable, hardworking equipment you can depend on around the home or the campsite.

POWERED BY WORLD CLASS RESEARCH AND DEVELOPMENT

Global state-of-the-art Research & Development facilities are dedicated to researching, designing and developing cutting-edge products. Honda continues to challenge the way the world thinks by looking to the future through technology and innovation.

ONLY GENUINE PARTS AND ACCESSORIES

Every engine has been manufactured to uphold Honda's strict quality standards. So, the purchase of a Honda is an investment in a product that's made to last. This ensures that when it comes to repairs or replacement, genuine parts will keep it functioning at the optimum performance level that's expected.



TRIMMERS FOR EVERY PROPERTY.

HONDA
OUTDOORS



UMS425 CURVED SHAFT LINE TRIMMER

The latest Honda ultra-compact, lightweight 4-stroke engine, means no fuel mixing, superb power and more torque. Lightweight with a full 360° 'any-side-up' operation, so you can use it and store it in any position. Perfect for tidying up the yard.



5.3kg (Dry)



Operation

ADVANCED
4 STROKE
TECHNOLOGY



UMS425UDLTU2

\$379

INC
GST

**EVERYDAY
LOW PRICE**

UMK425 LOOP HANDLE BRUSH CUTTER

The UMK425 Loop Brush Cutter with its 4-stroke engine technology runs on unleaded fuel, so no more fuel mixing, plus it's economical on fuel giving great savings and plenty of power. User comfort is uncompromised with the UMK425 Loop handle featuring a comfortable solid drive shaft with unique anti-vibration engine mount.




5.7kg (Dry)



Operation

ADVANCED
4 STROKE
TECHNOLOGY



UMK425BULTU2

\$599

INC
GST

UMK435 LOOP HANDLE BRUSH CUTTER

The UMK435 Loop Brush Cutter makes tough jobs easy with a 4-tooth metal blade plus a heavy-duty manual nylon line head. Powered by the GX35 mini 4-stroke engine, with auto decompression, electronic ignition and anti-flood primer system, it will deliver power, performance and reliability every time you need it.



GX35 engine



360°
Operation

**ADVANCED
4-STROKE
TECHNOLOGY**



UMK435JUGUT

\$799 INC
GST

UMK435 BULL HANDLE BRUSH CUTTER

Delivering excellent torque and performance via its GX35 mini 4-stroke engine, it features an ergonomically designed easy-grip bull handle and comes with added protection in the form of safety goggles and a single operator harness.



GX35 engine



360°
Operation



No fuel mixing



UMK435JUGUT

\$899 INC
GST



UMK450T BULL HANDLE BRUSH CUTTER

Ultra-compact and lightweight, the UMK450 Bull Handle Brush Cutter is going to get the toughest job done. The 4-stroke, GX50 engine is more than powerful enough to deal with large areas of tough stubborn scrub with ease.



GX50 engine



360°
Operation



8.4kg (Dry)



UMK450TJUGUT

\$1,199 INC
GST

HONDA RELIABILITY.

Honda engines are renowned for their excellent reliability and ease of maintenance. Honda's petrol equipment range is powered exclusively by 4-stroke engines for better fuel economy, reduced emissions and high power. Performance that comes from the development and innovation Honda has garnered through being the world's largest manufacturer of engines. Since 1953, Honda has manufactured over 100 million power products worldwide.



BUY IT NOW!

[HONDAOUTDOORS.CO.NZ](https://hondaoutdoors.co.nz)



Already know what you want? Buy it online now at hondaoutdoors.co.nz and have it ready for collection from your local store.

THE TOOL FOR EVERY JOB.

HONDA
OUTDOORS

**HONDA VERSATOOL.
CHOOSE YOUR POWER HEAD.
CHOOSE YOUR ATTACHMENTS.
HIT THE YARD!**

**UMC425
VERSATOOL 25cc HEAD**

Powered by Honda's famous 25cc 4-stroke engine, this power head delivers the 'starts-first-time every-time' reliability that Honda is known for, and offers superior performance no matter what attachment is connected.

ADVANCED 4 STROKE TECHNOLOGY

KG
5.1kg (Dry)

360°
Operation

\$649 INC GST

UMC425JLAUT



**UMC435
VERSATOOL 35cc HEAD**

The UMC435 Power Head draws premium performance from Honda's famous 35cc 4-stroke engine – the same engine that powers Honda's commercial range of brush cutters.

ADVANCED 4 STROKE TECHNOLOGY

KG
6kg (Dry)

360°
Operation

\$799 INC GST

UMC435JLAUT



BRUSH CUTTER

Designed for cutting and clearing around your property, the VersaTool Brush Cutter attachment makes lawn maintenance easy. A durable nylon cutter head makes light work of even the most stubborn of grass and weeds.

KG
1.4kg

VersAttach™
4 YEAR DOMESTIC WARRANTY*

\$249 INC GST

SSBCUBCI




EXTENSION POLE


The Extension Pole adds an extra metre of reach to other VersaTool attachments like the Pruner or Short Shaft Hedge Trimmer, meaning you'll get to those high branches with ease.

KG
1.1kg

VersAttach™
4 YEAR DOMESTIC WARRANTY*

\$169 INC GST

SSESLU1



BLOWER

The VersaTool Blower has excellent power to help you keep your property clear of clutter. It has high air velocity with a two metre-square range, easily keeping garden paths, driveways, lawns and verandas free of leaves and debris so your property will look well-groomed.

KG
2.2kg

VersAttach™
4 YEAR DOMESTIC WARRANTY*

\$259 INC GST

SSBLU1



*TERMS AND CONDITIONS APPLY.

EDGER

The Edger attachment for the Honda VersaTool is the perfect tool to keep unsightly weeds and grass from popping their ugly heads up. The perimeters of your lawns and gardens will be the envy of your neighbours.



VersAttach
4 YEAR DOMESTIC WARRANTY*



SSSETU1

\$349 INC GST




PRUNER

The VersaTool Pruner is the perfect attachment to be used with the Extension Pole, to reach those really high branches. Work from the safety of the ground without needing to climb ladders. A large 11" cutting bar will easily cut through most branches needing to be pruned.



VersAttach



SSPPU1


\$469 INC GST

HEDGE TRIMMER

The Short Shaft Hedge Trimmer features a 550mm double-sided blade, as well as a cutter guard to protect hands and legs. It offers seven different positions across 110° and marries perfectly with the Extension Pole, so even the most hard-to-reach angles are easy to get to.



VersAttach
4 YEAR DOMESTIC WARRANTY*



SSHSHUJCI

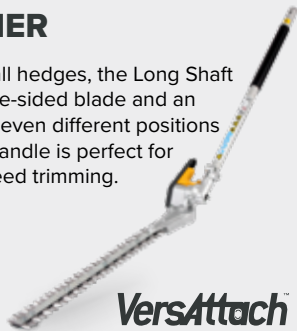
\$499 INC GST

LONG HEDGE TRIMMER

Designed for trimming foliage and tall hedges, the Long Shaft Hedge Trimmer has a 550mm double-sided blade and an overall length of 1400mm. It offers eleven different positions across 180°, and with its extra long handle is perfect for reaching those tricky corners that need trimming.



VersAttach



SSPHLHJCI

\$519 INC GST

CULTIVATOR

The VersaTool Cultivator attachment makes tilling, aerating and cultivating soil easy. A width of 170mm makes the cultivation of garden plots and lawns simple and stress-free. Ergonomically designed for a comfortable operating position.



VersAttach
4 YEAR DOMESTIC WARRANTY*



SSCLU1

\$519 INC GST

GENUINE PARTS.

Honda Genuine Parts are designed and engineered specifically for your equipment to provide optimal performance. They offer quality and reliability - making them the easy choice every time. With reliable parts availability throughout our nationwide network, you can rest assured that once you've made the investment in a Honda product, you'll have support to keep your equipment running for years.



BUY IT NOW!

[HONDAOUTDOORS.CO.NZ](https://hondaoutdoors.co.nz)

Already know what you want? Buy it online now at hondaoutdoors.co.nz and have it ready for collection from your local store.



*TERMS AND CONDITIONS APPLY.

GET THE PERFECT CUT.

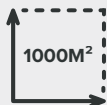
FOR AN EXCELLENT LAWN FINISH, BUY HONDA.

HONDA
OUTDOORS



HPM18200 18" LAWN MOWER

Built to last - the HPM18200 is a mower you can rely on for years to come, with a tough cast alloy chassis and Honda GCV200 OHV engine.



HPM18200

**ADVANCED
4 STROKE
TECHNOLOGY**

\$999 INC GST

HRU19M2 19" LAWN MOWER

At only 31 kg, the HRU19M2 is ideal for the average residential block. It's lightweight and easy to push with a sleek, rust-proof alloy deck and comes with Honda's class leading GCV170 engine.



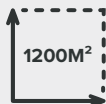
HRU19M2PKUH

**ADVANCED
4 STROKE
TECHNOLOGY**

\$1,499 INC GST

HRU196M2 19" LAWN MOWER

One of our commercial grade mowers. A favourite with lawn care contractors due to its durability. The HRU196M2 is lightweight and easy to push, featuring a sleek, rust-proof alloy deck with 19" cutting width. With hard-wearing PVC tyres and high strength polyethylene hubs.



**ADVANCED
4 STROKE
TECHNOLOGY**

HRU196M2PWUH

\$1,699 INC GST



HRU196M2 SHOWN

HRX217 21" SELF-PROPELLED MOWER

If you want a mower with all the bells and whistles, look no further. Versamow™ mulch system, Nexite™ deck and Mow-Safe® technology.



HRX217K6HYUA

ADVANCED
4 STROKE
TECHNOLOGY



\$2,199 INC GST

HRU216 21" SELF-PROPELLED MOWER

The HRU216M3 is tough and durable. With a 21" rust-proof alloy deck and a generous 70-litre Dacron catcher bag, it is one of the largest in Honda's range.



HRU216M3TBUH

ADVANCED
4 STROKE
TECHNOLOGY



\$2,499 INC GST

HF2417 RIDE-ON MOWER

The ultimate finishing ride-on mower. With a 102cm cutting deck, and packed with features to make lawn care of larger properties a breeze, like a smooth foot operated Hydrostatic transmission which means both of the operators hands are on the steering wheel rather than one on a hand controller.



GCV530 engine



300L Capacity



Versamow selective



HF2417K5HME

\$10,499 INC GST



HF2417 SHOWN

HF2625 RIDE-ON MOWER

With all the new features of the latest generation Honda ride-on range designed with convenience and comfort in mind. This is a premium mower suitable for mowing properties up to 2 acres. Features include a full colour LCD display, a Speed Hold System and USB charging port. Powered by Honda's smooth and powerful GXV690 OHV 4-stroke V-twin motor. Huge 122cm cutting deck.



GXV690 engine



350L Capacity



Versamow selective



HF2625HMEH

\$11,499 INC GST



HF2625 SHOWN

HONDA MOWERS.

When you purchase a Honda mower you are investing in a product that is made to last. At the heart of each mower is the engine. Powerful yet fuel efficient with low emissions, Honda engines are designed to give years of economical trouble-free service. And its not just the engine. When you look at the wheels, deck and hardware you can see Honda mowers are made with quality components. There's a model in the range to suit any lawn and a host of features that make mowing more of a joy than a chore. No matter the size of your property there is a Honda in the range to give your lawn the finish it deserves.

SHOP ONLINE



HONDAOUTDOORS.CO.NZ

Already know what you want? Buy it online now at hondaoutdoors.co.nz and have it ready for collection from your local store.



CORDLESS+

BATTERY POWERED RANGE

HONDA
OUTDOORS



CORDLESS RANGE - THE SAME PROVEN HONDA ENGINEERING.

Featuring the same performance, reliability and durability of Honda Petrol Power Equipment, Honda's Cordless Battery Range is now available in New Zealand. With a universal battery system; a single lithium-ion battery and charger can work across the entire range. If you are looking for a hedge trimmer, blower, brush cutter or a mower you can get it battery powered by Honda. With 4Ah, 6Ah and 9Ah battery options, Honda's battery powered range offers quiet running, uncompromised power, and long battery life. Talk to your local Honda Dealer about whether Honda's Battery Products are right for you.

FIND OUT MORE



HRG416 SHOWN

HRG416
16" BATTERY POWERED MOWER KIT

Honda's new generation of izy-ON battery lawnmowers with cordless battery technology, uncompromising cutting performance and a robust build quality. The 1000W brushless motor is quiet and smooth, with a pressed, powder coated 16" (41cm) steel cutting deck it has excellent corrosion resistance. At only 22.5kgs it provides excellent maneuverability.

HRG416XBPEUA



HRG416 KIT INCLUDES TOOL, 4 AH BATTERY AND CHARGER.

TOOL ONLY **\$699** INC GST

KIT ONLY **\$749** INC GST

HRG466
18" BATTERY POWERED MOWER KIT

The izy-ON HRG466 Self-Propelled Mower was engineered with practicality and durability front of mind. Made from quality components, it has a pressed, powder coated steel deck built for durability and resistance to corrosion. The powerful izy-ON 1800W brushless motor delivers high performance. The Honda Versamow® Selective Mulching system allows you to regulate your mulching level and this model comes with a 50 litre catcher.

HRG466XBSEUA



HRG466 KIT INCLUDES TOOL, 6 AH BATTERY AND CHARGER.

TOOL ONLY **\$899** INC GST

KIT ONLY **\$949** INC GST



HRG466 SHOWN



HHB36 SHOWN

HHB36 36V BLOWER KIT

Honda's HHB36 Battery Blower is ideal for both residential and commercial users. It delivers robust performance that can blow through heavy debris with its powerful air volume. Comes with both a round nozzle delivering a massive 860 cubic metres per hour and the flat nozzle offering 730. The unique battery holder belt means that you only carry the weight of the tool (just 2.7kg), reducing the operator fatigue.

HHB36AXBEB8

2 YEAR DOMESTIC WARRANTY*

KG
2.7kg (Tool only)

36V
HHB36 KIT INCLUDES TOOL, 6 AH BATTERY AND CHARGER.

TOOL ONLY **\$349** INC GST

KIT ONLY **\$649** INC GST

HHT36 36V BRUSH CUTTER KIT

Ideal for the serious contractor, farm or lifestyle block, Honda's HHT36 Battery Bull Handle Brush Cutter is perfect for slashing through large areas of tough scrub. Its battery powered brushless motor gets through the job with ease, offering sustained high power and efficiency. The HHT is also incredibly lightweight with the tool weighing only 6.5kg.

HHT36AXBEBU

2 YEAR DOMESTIC WARRANTY*

KG
6.5kg (Tool only)

36V
HHT36 KIT INCLUDES TOOL, 6 AH BATTERY AND CHARGER.

TOOL ONLY **\$549** INC GST

KIT ONLY **\$849** INC GST



HHT36 SHOWN

HHH36 36V HEDGE TRIMMER KIT


Honda's Battery Hedge Trimmer is ideal for both the residential and commercial user. It delivers optimum performance via its brushless motor, leaving a perfect finish from Swiss steel blades that effortlessly slice through bushes, plants and hedges.

HHH36AXBEGOR

2 YEAR DOMESTIC WARRANTY*

KG
5kg (Tool only)

36V
HHH36 KIT INCLUDES TOOL, 4 AH BATTERY AND CHARGER.



TOOL ONLY **\$399** INC GST

KIT ONLY **\$599** INC GST

CV3680X 36V CHARGER

The Honda 36V Battery Charger is part of our universal system for our battery range – you can use this battery charger to recharge quickly and quietly any of the batteries powering Honda's new 36V cordless handheld or lawnmower products.

CV3680XAUM

1 YEAR COMMERCIAL WARRANTY*

2 YEAR DOMESTIC WARRANTY*



ONLY **\$149** INC GST

DP3640XAE 4.0AH/36V BATTERY

The 4 Amp Hour battery is the smallest in the range which is ideal for townhouses or small-medium sized gardens.



DP3640XAE

2 YEAR DOMESTIC WARRANTY*

KG
1.3kg

ONLY **\$249** INC GST

DP3660XAE 6.0AH/36V BATTERY

The 6 Amp Hour battery is the middle weight in the range and delivers a great balance of run time, performance and weight.



DP3660XAE

1 YEAR COMMERCIAL WARRANTY*

2 YEAR DOMESTIC WARRANTY*

KG
1.3kg

ONLY **\$349** INC GST

*TERMS AND CONDITIONS APPLY.

BACK UP POWER WHEN YOU NEED IT.

HONDA
OUTDOORS

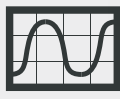


EU10i

The EU10i's fantastic portability, quietness and high-quality power makes it ideal for a wide range of home, recreational and professional uses. With a maximum output of 1000W, the EU10i is quiet and lightweight at only 13kg. One of the most compact generators in its class, perfect for camping, charging e-bikes and charging batteries.



GXH50 engine



Inverter technology



13kg (Dry)

ECO-THROTTLE
system™

EU10iTU4

**EVERYDAY
LOW PRICE**

\$1,799

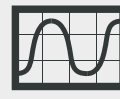
INC
GST

EU22i

One of the world's best selling generators, the portable EU22i is perfect for a whole range of tasks to help you get the job done. In fact, you might just wonder how you ever did without one. Used for leisure, back-up power and on the job site, it really packs a punch with its GXR120 engine that is quiet and delivers 2200W maximum output.



GX120R engine



Inverter technology



21kg (Dry)

ECO-THROTTLE
system™

EU22iTU4

\$2,699

INC
GST

EU30iS

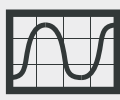
The EU30iS starts easily with convenient electric start and recoil start back-up. The EU30iS features an Eco-Throttle which adjusts the engine speed to meet the load demand. This increases fuel economy by only running at full capacity when required. It features a microcomputer-controlled sinewave inverter that guarantees commercial-quality electricity – ideal for use with frequency-sensitive electrical equipment such as laptops. 3000W maximum output.



ECO-THROTTLE
system™



GX200 engine



Inverter technology

EU30iS1U4

\$4,999

INC
GST

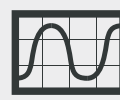
EU32i

Perfect for the motor-home, worksite, or occasional emergency use. The Honda EU32i is a class leader with a newly developed engine designed for high performance and excellent cooling, it delivers up to a maximum of 3200W. Fuel injected to optimise fuel use the EU32i is highly efficient. The newly developed design and compact, lightweight shape means you'll find the EU32i simple to carry and move to where you need power. It even connects to a smartphone app allowing you to monitor performance, operate key functions and even stop your generator remotely.

FI
FUEL INJECTION



26.5kg (Dry)



Inverter technology

ECO-THROTTLE
system™



EU32iU

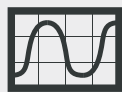
\$4,999

INC
GST



EU70iS

Honda's EU70iS has a maximum output of 7000W. It is the perfect back up power solution for the home or worksite. With an advanced electronic fuel injection system and large fuel tank it has an exceptionally long run time. It features Honda's sine-wave inverter technology for smooth, high quality power flow. With push button start, wheels and carry handles it is easy to move around.



Inverter technology



Electric start



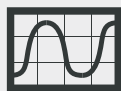
EU70iSUT4

\$7,999

INC GST

EU70iS + 32 AMP PLUG

All the features of the EU70iS but fitted with a 32 Amp plug for heavier cable applications.



Inverter technology



Electric start



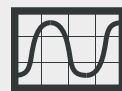
EU70iSUT432

\$8,999

INC GST

EU70iS AUTO START + 32 AMP PLUG

The EU70 with a 32 Amp plug and auto start. The auto start will trigger the generator to run in the event of a power cut. The ultimate back up power solution for home.



Inverter technology



Electric start



EU70iSUT432A

\$9,999

INC GST

EG5500CX

The EG5500CX is ideal for commercial users and home back up. Stable power delivery comes courtesy of Honda's highly advanced D-AVR (Digital Auto Voltage Regulator), which allows precise control of the output voltage, providing high quality stable electricity.



Oil alert



EG5500CX

\$3,499

INC GST

EG5500CXS

All of the robust features of the EG5500CX with the addition of electric start. Keep the job site running!



Electric start

EG5500CXS

\$3,999

INC GST

GOLD STANDARD IN GENERATORS.

Honda Generators set the standard for portable power. From the job site to the campground, the home to the sports field - Honda Generators offer stable power that will protect your sensitive electronic equipment. With easy starting Honda 4-stroke engines, our generators have earned a reputation for smooth, quiet operation and outstanding fuel efficiency. Don't compromise and buy an inferior generator brand. Buying a Honda means you have a reliable back up power source when you need it.

SHOP ONLINE



HONDAOUTDOORS.CO.NZ



Already know what you want? Buy it online now at hondaoutdoors.co.nz and have it ready for collection from your local store.

*TERMS AND CONDITIONS APPLY. >ADDITIONAL INSTALL REQUIRED.

PUMPS FOR EVERY APPLICATION.

HONDA
OUTDOORS



WX10T PORTABLE PUMP

A portable and versatile pump, the WX10 is perfect for home owners, gardeners, boat owners and more. It's powered by Honda's reliable and quiet mini 4-stroke GX25 engine and delivers up to 120 litres of water per minute.



GX25 engine



6.1kg (Dry)



Easy start



WX10TU

\$699 INC GST

WX15T PORTABLE PUMP

Portable and versatile, the WX15 is able to handle large volumes of clean water, making it ideal for irrigation, drainage, general purpose cleaning and many other applications. It features an economical 1.5" volume pump and delivers up to 280 litres of water per minute.



GX50 engine



9.1kg (Dry)



Easy start



WX15TU

\$849 INC GST



WT20 TRASH PUMP

The WT20 is an environmentally-friendly trash pump with low emissions, less noise than many competitor pumps and low fuel consumption. Able to pump water with solids up to 24mm, it's also easy to open the pump housing if a blockage occurs. It's ideal for construction sites or on the farm.



GX160 engine



No fuel mixing



Easy start



WT20XK4UDA

\$1,999 INC GST

WT30 TRASH PUMP

The largest trash pump in Honda's range, boasting up to a massive 1210 litres per minute capacity. Powered by the Honda GX270, this pump is ideal for clearing storm-water drains or underpasses.



GX270 engine



No fuel mixing

ADVANCED
4 STROKE
TECHNOLOGY



WT30XK4UDA

\$2,499 INC GST

WB20 WATER PUMP

For professionals up against it, the WB20 has the features for moving large amounts of water – fast. In fact it can deliver 600 litres per minute, with a maximum total head of 32m.



GX120 engine



No fuel mixing

ADVANCED
4 STROKE
TECHNOLOGY



WB20XT4DRXU

\$949 INC GST

WB30 WATER PUMP

This framed 3" water pump has the capacity to deliver up to 1100 litres per minute. Powered by the legendary GX160 engine, it produces low emissions and excellent economy.



GX160 engine



Easy start

ADVANCED
4 STROKE
TECHNOLOGY



WB30XT3DRXU

\$1,049 INC GST

WH20 2" HIGH PRESSURE PUMP

Honda's powerful WH20 is a powerful 2" high pressure pump with a 45m head that delivers a maximum of 450 litres per minute. With the ability to handle large volumes of clean water.



GX160 engine



27kg (Dry)



Easy start



WH20XTUFX

\$949 INC GST

QP205 2" HIGH PRESSURE PUMP

Designed to pump water higher and further to fight fires from a safe distance. The pump will produce flows of up to 450 litres per minute and heads as high as 75 metres.



GX200 engine



23kg (Dry)



Easy start



QP205

\$1,699 INC GST

WATER PUMPS AND THEIR USES.

Honda Pumps are designed to move liquids quickly, safely, quietly and easily. With portable, medium duty, trash, firefighting and light chemical pumps available, Honda pumps feature lower emissions, tested combustion efficiencies and greater fuel economy than most of their counterparts. Head to hondaoutdoors.co.nz to see the range and use our pump calculator to discover the pump that will work for you.



BUY IT NOW!

HONDAOUTDOORS.CO.NZ



Already know what you want? Buy it online now at hondaoutdoors.co.nz and have it ready for collection from your local store.

SPECIALIST EQUIPMENT.

MAKING THE JOB EASIER.

HONDA
OUTDOORS



PHB50

Powered by the ultra-lightweight, reliable GX50 Mini 4-stroke engine, this borer is what you need if you are looking for more power from your unit. Auger attachments are sold separately.



10.9kg (Dry)



No fuel mixing



GX50 engine



PHB50

\$1,799 INC GST

HHB25

With a lightweight design and fatigue-free throttle cruise control, the HHB25 makes your job easy whether you rely on it for an income, or as a weekend warrior.

4 YEAR DOMESTIC WARRANTY*



GX25 engine



Easy start



HHB25

EVERYDAY LOW PRICE

\$499 INC GST

HP500 POWER CARRIER

Our power carriers are robust and reliable. Used by construction workers, farmers and emergency services, the power carriers are suited for a whole range of jobs where heavy materials need shifting.



GX160 engine



197kg (Dry)

ADVANCED 4 STROKE TECHNOLOGY



HP500HK2BXE1

\$10,299 INC GST

FRC800 TILLER

Superbly balanced and designed with the end user in mind, the FRC800 is perfect for big, tough jobs that only the best tillers can handle.

ADVANCED 4 STROKE TECHNOLOGY



GX240 engine



120kg (Dry)



FRC800K1

\$5,799 INC GST

*TERMS AND CONDITIONS APPLY.

ACCESSORIES.

HONDA
OUTDOORS

BRUSH CUTTER CHAPS

Protect your lower legs and clothing from flying stones and debris. Easy Velcro attach system.



\$69.99 INC GST

L08BC007B_B

UTILITY GLOVES

Comfortable gloves to improve your grip and also offer protection for your hands from scratches and scrapes.



\$29.99 INC GST

L08GL020XL

BUMP FEED NYLON HEAD FOR UMK SERIES TRIMMERS

Genuine Honda replacement bump feed head.



\$54.99 INC GST

72560UMK0W4

ROUND TRIMMER LINE 2.0mm x 30M

Quality line to refill your trimmer head.



\$12.99 INC GST

L1020UMK125RD

10W/30 1 LITRE OIL

Engine oil designed to perform with your Honda product. Superior anti foaming characteristics to better protect your engine.



\$18.99 INC GST

L1002P08001

Honda GENUINE
PARTS & ACCESSORIES

HONDA GENUINE PARTS & ACCESSORIES.

Honda Genuine Parts & Accessories are designed and engineered specifically for your equipment to provide optimal performance. They offer quality and reliability - making them the easy choice every time.



GENUINE SERVICE AND EXPERT ADVICE.

Honda Outdoors dealers will help to keep your Honda power equipment running at its best. When your product needs servicing, know that you'll have the support of certified trained technicians, using Honda diagnostic equipment, specialised tools and the use of genuine Honda parts and fluids to keep your product running.

For advice on the right power equipment product for your property please consult one of our instore experts or find out more on our website and how to choose product guides. Honda Outdoors dealers are there to help you match the perfect power equipment tool to your requirements.

[HONDAMOTORBIKES.CO.NZ](https://www.hondamotorbikes.co.nz)

[HONDAMARINE.CO.NZ](https://www.hondamarine.co.nz)

[HONDAOUTDOORS.CO.NZ](https://www.hondaoutdoors.co.nz)

IMPORTANT INFORMATION: Manufacturers reserve the right to vary specifications, with or without notice at such times in such manner as deemed appropriate. Consult your Dealer for details regarding the specifications of any featured product. This publication shall not constitute - under any circumstances whatsoever - an offer by the Company to any individual. While efforts are made to ensure specification accuracy, brochures are prepared and printed several months in advance of distribution and consequently cannot always immediately reflect either changes in specification or in some isolated cases the provision of a particular feature. Customers are always advised to discuss specific details with the supplying Dealer, especially if a selection is dependent upon one of the features advertised. Terms and conditions apply. Availability in-store on specific models may vary across the dealer network. Pricing shown is subject to change. Date printed October 2024.